


ELCU-200 Emergency Lighting Control Unit

Guarantees emergency lighting remains ON or is turned on when power to the control device is lost

Interfaces with fire alarm panel or security system

“Watchdog” feature allows emergency loads to be controlled in tandem with normal power loads

UL listed for use in emergency circuits



Integrated push-to-test button

PROJECT

LOCATION/TYPE

Product Overview

Description

WattStopper's ELCU-200 Emergency Lighting Control Unit is a self-contained device that allows any standard lighting control device to control emergency lighting in conjunction with normal lighting in any area within a building.

Operation

The ELCU-200 monitors a single circuit that provides normal lighting to an area. As long as normal power is present, the ELCU-200 permits lighting control devices (e.g., occupancy sensors, panels, dimmers, or wall switches) to control the emergency lighting fixtures as well as the general lighting. If power is lost for any reason, including the tripping of a single branch circuit breaker, the ELCU-200 will force on the emergency fixtures for that area. The ELCU-200 can be wired either as a control device, so that emergency lighting follows the control of normal lighting, or as a bypass device to shunt emergency power around a control device (e.g., a dimmer) when normal power fails.

Features

- Eliminates energy waste caused by emergency lighting that is always on
- Integral push-to-test button activates emergency mode for a true test condition
- Connects to EMTS-100 Remote Test Switch or other input to activate emergency on from a remote location
- Operates as a control device or as a shunt
- Senses local single circuit power failure
- Zero cross switching technology for reliability and increased product life
- Compatible with WattStopper occupancy sensors, daylighting controls, lighting control panels, and dimmers
- LED indication for emergency and normal power
- Half-second delayed on positively identifies emergency fixtures for required maintenance
- Provides absolute fail-to-on emergency lighting
- UL924 listed, meets NEC, OSHA and NFPA safety codes; UL2043 plenum rated
- Qualifies for use on ARRA-funded projects

Mounting

The ELCU-200 mounts directly to a junction box or electrical enclosure that has a standard 1/2" knockout. It is compatible with all WattStopper occupancy sensors, daylighting controllers and power packs.

Applications

The ELCU-200 is designed to control lighting in areas where emergency lighting fixtures are connected on dedicated emergency lighting circuits that are typically on 24 hours per day. The ELCU-200 allows normal control of emergency lighting for energy savings and/or task related reasons while strictly adhering to National Electric Code (NEC) requirements. It is suitable for any application where enhanced energy saving of emergency lighting is desired.

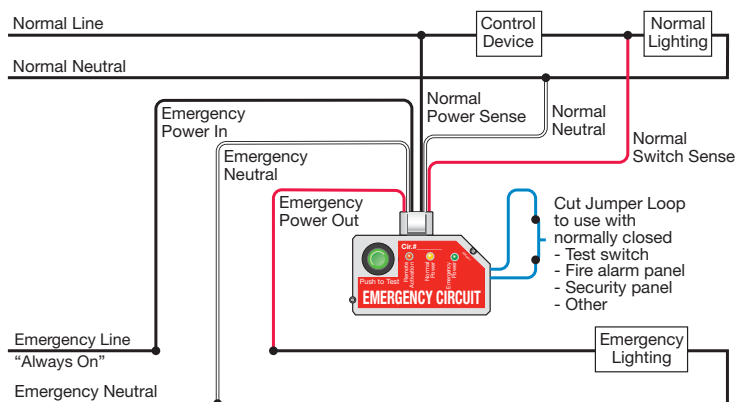


Specifications

- 120/277 VAC; 60Hz
- Maximum load:
 - Ballast 20 A @ 120/277 VAC
 - Incandescent 10 A @ 120 VAC
 - Motor 1HP @ 120 VAC
- Remote activation: supplies 24 VDC source for dry contact closure
- Integral control: push-to-test button on unit
- Housing: fire rated V-0, 176° F (80°C)
- Operating temperature range: 32 to 131°F (0 to 55°C)
- Relative humidity range: 5 to 95%, noncondensing
- Dimensions: 1.7" x 2.97" x 1.64" [43.2mm x 75.4mm x 41.7mm] H x W x D with a 1/2" (12.7mm) threaded nipple
- UL, cUL listed Emergency Lighting and Power Equipment; five year warranty

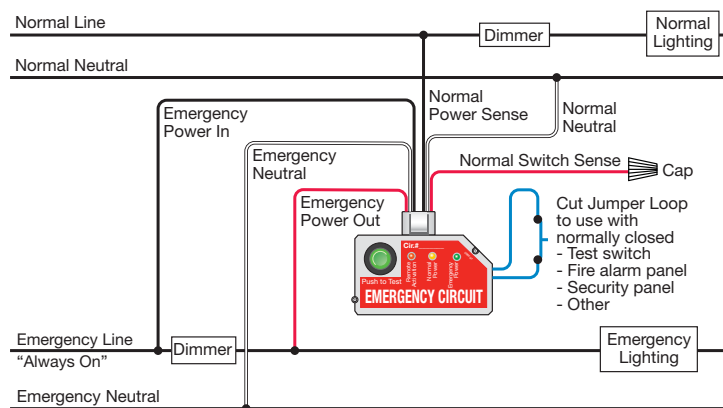
Installation and System Wiring

ELCU Wired As a Control Device



When wired as a control device, the ELCU-200 receives a switching signal from the output of the control device (relay, switch, power pack, etc.)

ELCU Wired As a Shunt, or Bypass, Device



When wired as a shunt, the switching line is not used.

Note: Use with WattStopper universal dimmers or contact dimmer manufacturer to determine the suitability of the specified dimmer for shunt operation.

Ordering Information

Catalog No.	Description	Voltage
<input type="checkbox"/> ELCU-200	Emergency Lighting Control Unit	120/277 VAC; 60Hz
<input type="checkbox"/> ELCU-200-U	Emergency Lighting Control Unit, ARRA-compliant	120/277 VAC; 60Hz
<input type="checkbox"/> EMTS-100	Remote Test Switch on single gang plate	24VDC, normally closed contact