

120V LED COMPLETE 2 Undercabinet

PROJECT: TYPE:

LOCATION: CAT:



Dark Bronze



White

Description

A modular LED undercabinet fixture with dimmable Warm White LEDs, a low profile housing and glare-free acrylic lens.

Features

- Cool operation and high light output
- Powder coated aluminum housing
- Full length diffuse acrylic lens
- Multiple connection points hold PC board firmly against heat sink, optimizing heat dissipation and extending LED life
- Modular design with hardwire junction boxes, power cords, and linking cables (sold separately)
- Hardwire, modular, or plug-in power options

Mounting

Captive screws and quick stab wire connectors plus quick access door for hardwire installations

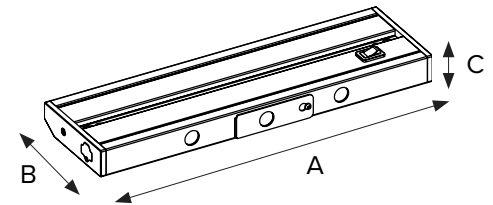
Applications

Under-cabinets, Task Lighting

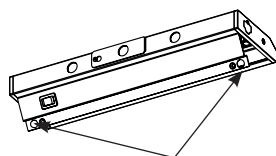
Technical Information



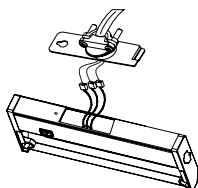
Length	8-3/4"		12-1/4"		18-1/4"		24-1/4"		32-3/4"		40-1/4"	
Finish	DB	WH	DB	WH	DB	WH	DB	WH	DB	WH	DB	WH
Voltage	120V AC, 60Hz											
CCT	3000K											
CRI	93+											
Wattage	3W		4W		6W		8W		11W		14W	
Lumens (up to)	175	180	250	270	375	415	475	515	650	770	800	955
Max Run	400 watts											
Beam Angle	120°											
Dimming	5-100% with most standard 2-wire and CL dimmers											
Rating	Energy Star, cETLus Listed, dry locations											
Rated Life	35,000 Hours											



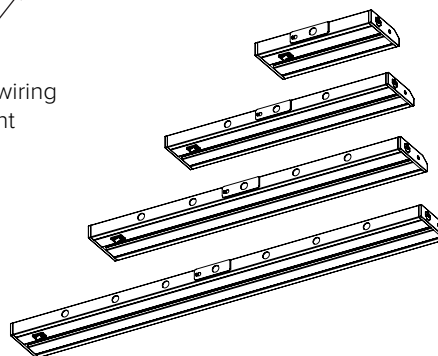
Part Number	A	B	C
ALC2-8	8-3/4"	3-5/8"	15/16"
ALC2-12	12-1/4"	3-5/8"	15/16"
ALC2-18	18-1/4"	3-5/8"	15/16"
ALC2-24	24-1/4"	3-5/8"	15/16"
ALC2-32	32-3/4"	3-5/8"	15/16"
ALC2-40	40-1/4"	3-5/8"	15/16"



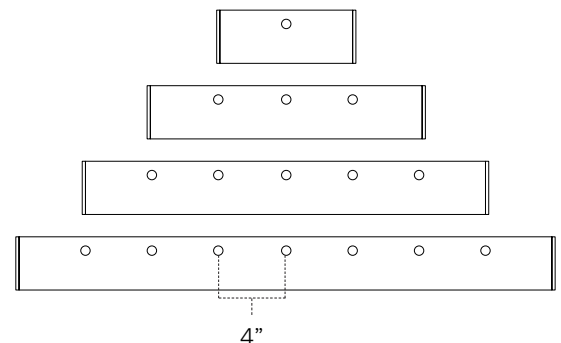
Easy access to wiring compartment



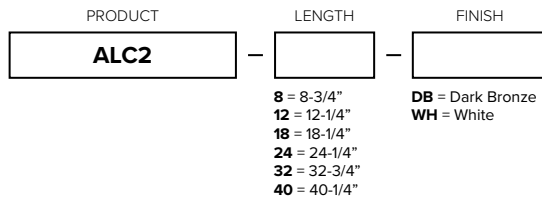
Convenient rear access door



1/2" knockouts located on back end and underside of fixture, spaced every 4"



Ordering Information

ALC2

ALC2 fixtures include:




- (1) 3/8" Clamp connector
- (1) Inline/direct connector
- (2) Captive mounting screws
- (2) Mounting hole covers

 Example Part # **ALC2-32-DB**


Recommended Power Supplies

Part Number	Description	Finish	Application	Primary & Secondary	Total Wattage	Listing	Dimensions
ALC-BOX-DB	Hardwire box with male/female Molex connections, end power connection ports, (6) 3/8" knockouts, and On/Off rocker switch	Dark Bronze	Dry location	120V AC	150 x 2	cETLus	7-3/8"L x 2-1/8"W x 1"H
ALC-BOX-WH		White					
ALC-PC6-BK	6ft power cord with 3-prong grounded plug and Molex connector	Black	Dry location	120V AC	150	cETLus	6ft length
ALC-PC6-WH		White					

Accessories

Image	Part Number	Length	Finish	Description
	ALC-EX6-BK	6"	Black	Linking cable; 18AWG wire with male/female molex connectors; cETLus Listed
	ALC-EX12-BK	12"		
	ALC-EX6-WH	6"	White	Linking cable; 18AWG wire with male/female molex connectors; cETLus Listed
	ALC-EX12-WH	12"		
	ALC-CON-BK	N/A	Black	Replacement in-line connector for end-to-end connections; cETLus Listed
	ALC-CON-WH		White	

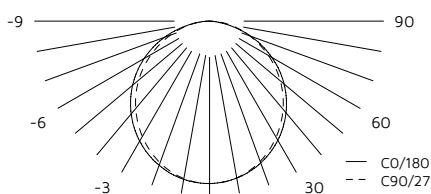
Compatible Dimmers

Brand	Model #	Type	Dimming Range	Notes
Lutron® Diva	DVCL-153P	Universal (CFL/LED/Incandescent)	5-100%	
Lutron® Diva	DVELV-300P	Electronic Low Voltage (ELV)	5-100%	
Leviton® Sureslide	6613	Magnetic Low Voltage (MLV)	5-100%	

Dimmer performance may vary in field application due to unknown external factors. Dimmers not included on the chart above are not necessarily incompatible; they have yet to be fully evaluated. Please reference dimmer manufacturer's instructions for more detailed information regarding performance and compatibility.

Photometrics

LED Complete 2



Model #	Amperage	Wattage
ALC2-8-xx	0.03	3W
ALC2-12-xx	0.03	4W
ALC2-18-xx	0.05	6W
ALC2-24-xx	0.07	8W
ALC2-32-xx	0.09	11W
ALC2-40-xx	0.12	14W