

The 12V EmeryAllen MR16 retrofit lamp is an energy efficient alternative to 12V halogen MR16 lamps. It offers similar light output to a 12V, 35W incandescent (300-450lm) and is suitable for use in most 12V GU5.3 MR16 fixtures.

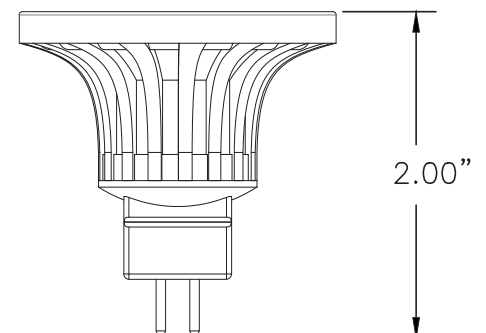
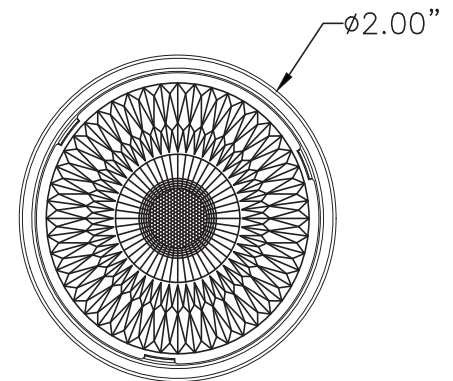
Base Type	GU5.3
Material	Ceramic + PC
Input Voltage	12V AC
Wattage	5.0
Volt-Amperes (VA)	5.556W
CRI	90+
Lumens	401 lumens
Lumens/Watt	84
CBCP	1640
Color Temperature	2700K & 3000K
R9	55
R13	96
Halogen Equivalent	35W

Available Models:

- EA-MR16-5.0W-15D-2790-D (2700K)
- EA-MR16-5.0W-15D-3090-D (3000K)

Dimming:

- Dimmable with most magnetic and electronic LED compatible transformers. AC current only.
- Dimmable with most MLV and ELV dimmers.

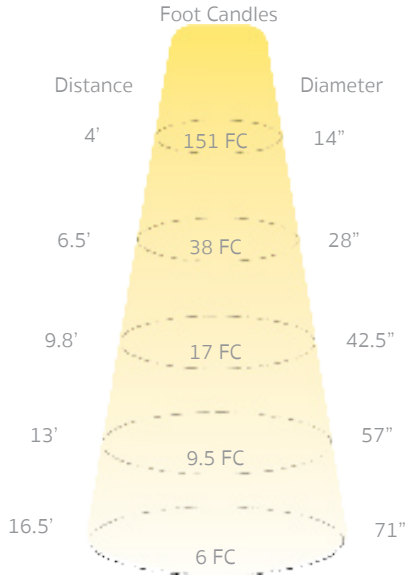


DAMP LOCATION & ENCLOSED FIXTURE

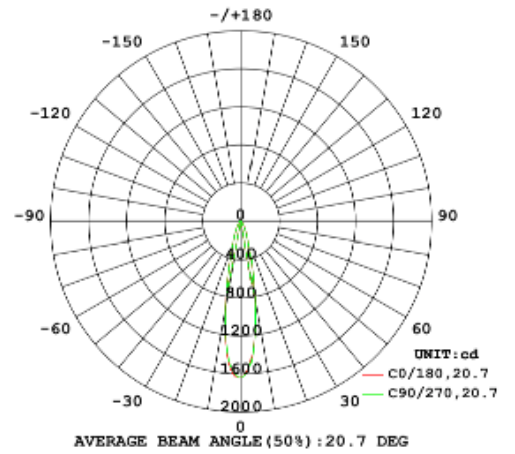


EmeryAllen GU5.3 MR16 5.0W - 15°

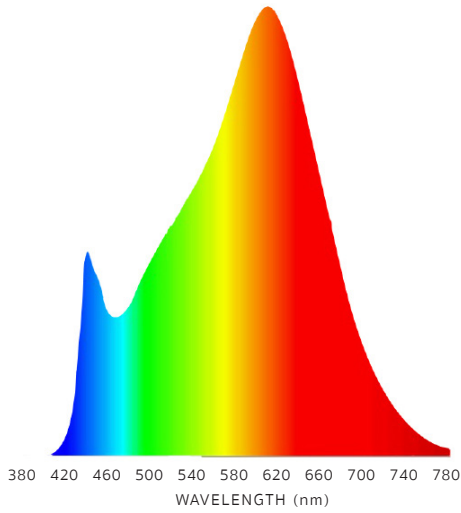
CANDELA DISTRIBUTION



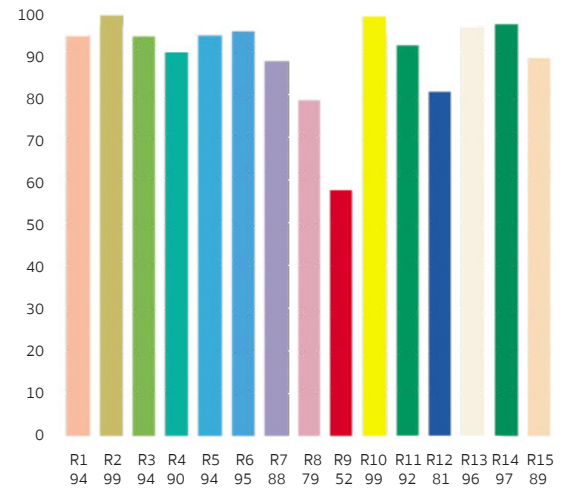
LUMINOUS INTENSITY



SPECTRAL DISTRIBUTION



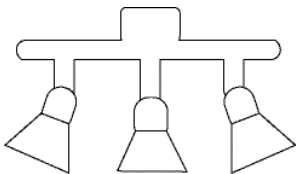
CRI VALUES | R1-R15



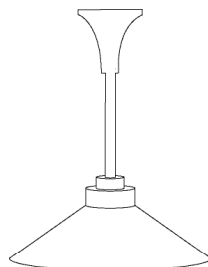
APPLICATIONS

Because of their small size, ability to be enclosed and numerous combinations of options, our MR16 can be used in a variety of applications. Here are a few common ones.

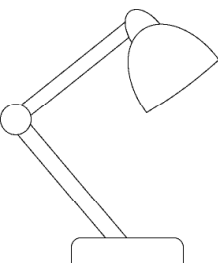
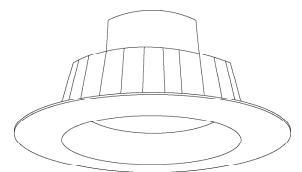
TRACK LIGHTING



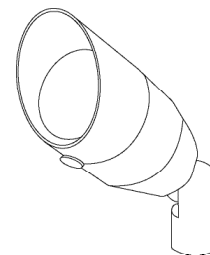
PENDANTS



RECESSED LIGHTING



TASK LIGHTING



LANDSCAPE LIGHTING