



EV Series

Architectural LED Emergency Light

FEATURES

Application

The EV Series is a compact architectural emergency lighting unit designed for fast wall mount installation and reliable service. The EV Series has a flame-rated, UV stable thermoplastic housing and a lightly textured white finish. Integral LED based lamp-heads are fully adjustable. Unit provides a full 90 minutes of emergency lighting. Includes micro-controlled pulse charger and nickel metal hydride (NiMH) battery. The EV accepts 120/277VAC input at 60 Hz and optional 220-240VAC input at 60 Hz with self-diagnostics option.

Construction

The EV Series housing and back-plate are made from durable injection molded thermoplastic. Lamp-head front halves are made of die-cast aluminum for thermal dissipation. Back half of lamp-head made of ABS thermoplastic. LED lens are made of acrylic.

Installation

Universal mounting template molded in the back plate aids in quick installation. Unit mounts to all single gang and standard 3 1/2" and 4" square or octagonal electrical boxes. Conduit entry through a molded-in knock-out at the top center. Pre-stripped AC input leads provided. Unit may be ceiling or wall mounted.

Illumination

The EV Series provides bright and uniform illumination and increased spacing by using 2 high power LEDs which are mounted in a specially designed heat dissipation lamp-head. Each lamp-head is fully adjustable and positioning is maintained by a friction fit design. Photometrics are available for download at www.dual-lite.com.

Compliances

Listed to UL924 Standard, NFPA 101, NFPA 70
Damp Location Listed Optional
RoHS

Warranty

LED Lifetime Warranty
EV Full 3 year warranty
EV with Spectron® Full 5 year warranty

Catalog Number	
Comments	Type



Patents Pending



ACCESSORIES

- EVR2** 2 LED Remote
- EVO** 2 LED Outdoor Remote
- EVR2B** 2 LED Remote with Black Finish
- WGLZ** Wire Guard - 6 1/4"H x 14"L x 4"D
- VRS3** Vandal Resistant Shield - 11 1/2"H x 15 1/2"L x 4 1/2"D

Reference "Remote Heads and Fixtures" specification sheet for information on matching LED remote heads



EVR2 Indoor Remote



EVO Outdoor Remote

ORDERING GUIDE

EV

Series	Capacity	Rating	Self-Diagnostics	Options
	2 (2) 1W LED heads 4 (4) 1W LED heads ¹	Blank Standard Model D Damp Location Listed ²	Blank No Self-Diagnostics I Spectron® Self-Diagnostics	B Black Finish -24K 220-240VAC 60Hz with Spectron® ³

¹ Capacity to run 2 head remote

² EV2 available with or with-out damp listing, all other models include damp

³ -24K option only available with damp plus Spectron®





EV Series

Architectural LED Emergency Light

SPECIFICATIONS

Electronics

Upon failure of normal utility power, a solid-state transfer switch automatically activates the emergency LED lamp-heads. Upon resumption of normal utility power, the battery is disconnected from the load and recharged through a microprocessor controlled pulse charger. The battery is a maintenance-free Nickel Metal Hydride(NiMH) type. The EV series accepts dual-voltage input of 120 or 277VAC at 60 Hz, or an optional 220-240VAC input at 60 Hz. A low voltage battery disconnect (LVD) feature protects the battery from severe damage during prolonged power failures. Manual testing is available at any time using the push-to-test button.

Number of Lamps- 2 High Power LEDs at 1 watt each configured so that if 1 lamp malfunctions, the remaining lamp will continue to provide illumination.

Lamp Color: Cool White

Total Lamp Output: 88 Lumens per LED

System efficacy: 80lm/W

Rated LED lifecycle: greater than 100,000 hrs.

Standard Features Include:

- Intelligent 2-wire input connection
- External push-to-test switch and AC-on indicator
- Battery re-charge within 24 hours
- AC Lock-out circuit
- Low voltage disconnect
- Conduit entry knock-out located at the top center
- Microprocessor controlled pulse charger

Optional Spectron Feature:

- Self-diagnostics monitors LED status, LED load transfer circuit, battery capacity and charger function and displays any fault detection by means of a flashing code
- Self-Test feature automatically runs a 1 minute test once a month and an alternating 30 or 60 minute test once every 6 months. Multi-color LED indicator provides visible fault detection and charging status.
- User initiated 1 or 90-minute system test feature
- 15 minute re-transfer delay
- Automatic unit transfer in brown-out conditions (below 80% of nominal AC input voltage)

Operating Temperature Range:

Standard: 68° to 86°F (20° to 30°C)

Damp Listed: 50° to 104°F (10° to 40°C)

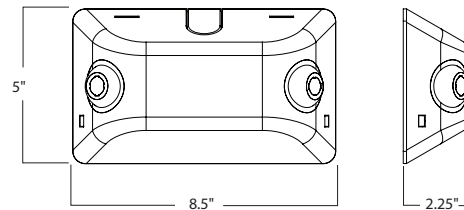
Weight: 2.0 lbs

MAXIMUM POWER CONSUMPTION

	AC Voltage	Hz.	Amps.	Watts	Power Factor
EV2 EV2D	120	60	0.015	1.10	0.61
	240	60	0.009	1.43	0.62
	277	60	0.008	1.45	0.62
EV4D	120	60	0.022	2.00	0.73
	240	60	0.015	2.51	0.65
	277	60	0.014	2.75	0.63


The EV Series meets proposed California Energy Commission(CEC) requirements for limits on power consumption in maintenance mode with less than 0.5 watts.

DIMENSIONS



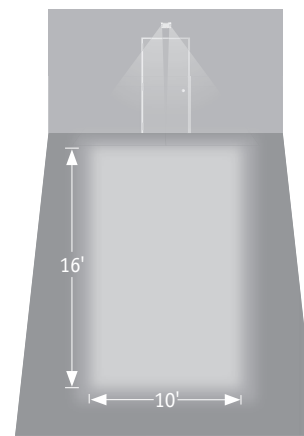
APPLICATION INFORMATION

Multi-Unit Spacing



1 fc Average		1 fc Minimum	
Path Width (PW)	Spacing (S)	Path Width (PW)	Spacing (S)
3'	27'	3'	14'
6'	20'	6'	10'

Single Unit Coverage



1 fc Average	
Depth (D)	Width (W)
16'	10'
1 fc Minimum	
Depth (D)	Width (W)
6'	10'

Meets Life Safety Code minimum illuminance of 0.1 fc and average illuminance of 1.0 fc. Assumes open space with no obstructions, mounting height of 7.5', ceiling height of 9' and reflectances of 80/50/20. Photometry files available on the Dual-Lite web site (www.dual-lite.com).

Dual-Lite • www.dual-lite.com

A Hubbell Lighting, Inc. brand with representatives' offices in principal cities throughout North America.

Copyright © Hubbell Lighting, Inc., All Rights Reserved • Specifications subject to change without notice. • Printed in U.S.A.



Hubbell Lighting, Inc.

0603491 B 5/12