

LED COMPLETE

5630 LEDs deliver maximum reliability, performance and color consistency

LED COMPLETE

The LED Complete uses long life LEDs (rated for up to 35,000 hours). Five Energy Star (pending) sizes (8", 12", 18", 24" and 32") and two finishes (Dark Bronze and White). Great for use in kitchen counters, workshops, home offices, back bars, butler's pantries, retail areas, display areas, entertainment centers and more.



FEATURES

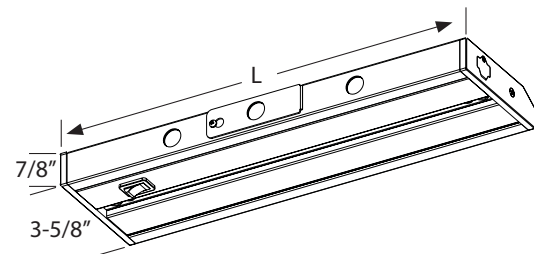
- Low profile design – under 1" high
- Highly efficient 3000K LEDs provide Warm White light (82 CRI)
- Durable acrylic lens diffuses light more evenly
- Cool to the touch operation – produces virtually no heat
- Modular design for maximum flexibility and quick installation – allows up to 400 watts to link together
- Bright LED light is dimmable with most standard incandescent dimmers
- Easy to install – quick access door with included 3/8" cable clamp and push-in electrical connectors facilitate wiring without opening the fixture



White



Dark Bronze



FIXTURES

ALC	–		–	
LED Complete		8 = 8-3/8"		DB*
		12 = 12-1/4"		WH*
		18 = 18-3/16"		
		24 = 24-3/16"		
		32 = 32-3/8"		

* DB = Dark Bronze, WH = White

Each fixture includes one 3" linking cable (jumper), one 3/8" cable connector and one inline connector (ALC-CON).

BILL OF MATERIALS

- Determine installation type: options include hardwire using knockout, hardwire using junction box, or cord and plug.
- Determine quantities and lengths of fixtures needed.
- For cord and plug installation, order ALC-PC6-DB or ALC-PC6-WH power cord for each fixture or run of interconnected fixtures.
- Order junction box (ALC-BOX) separately for hardwire system using junction box. No additional accessories are required for a hardwire system using knockouts.
- Determine layout (linking end-to-end or linking with cables).
- Order ALC linking cables separately (no additional parts necessary for end-to-end installation).

Bill of materials for two-light system with hardwire box:

- (1) ALC-BOX-WH
- (1) ALC-EX12-WH
- (2) ALC-18-WH
- (1) ALC-EX6-WH

ACCESSORIES



ALC-BOX-DB, ALC-BOX-WH

Hardwire junction box for LED Complete fixtures, DB = Dark Bronze, WH = White; 6-3/8" L x 3-5/8" W x 1" H; male/female molex connections, (4) 3/8" knockouts and end power connection ports, (2) 3/8" cable connectors included, c/ETL/us Listed



ALC-EX6-COLOR, ALC-EX12-COLOR

Linking cables (jumpers) for LED Complete fixtures; available in 6" and 12" lengths; Male/female molex connections BK = Black, WH = White c/ETL/us Listed



ALC-PC6-BK, ALC-PC6-WH

6' 120V AC power cord for LED Complete fixtures; 3-prong grounded plug and molex connector; BK = Black, WH = White c/ETL/us Listed





ALC-CON-BK, ALC-CON-WH

Inline connector for LED Complete fixtures for end-to-end connection; available in BK = Black, WH = White c/ETL/us Listed



TECHNICAL SPECIFICATIONS

Voltage	120V, 60Hz AC operation	
Construction	Cold rolled steel housing, powder coat finish, full length acrylic lens and plastic end caps	
Mounting	Mount to underside of shelf or cabinet, at leading edge for best performance; see also page 39.	
Dimensions	H = 15/16", W = 3-5/8", available Lengths = 8-3/8", 12-1/4", 18-3/16", 24-3/16" and 32-3/8"	
Switching	On/Off rocker switch	
Knockouts	3/8" knockouts standard every 4" along the back and top of the housing	
Light Output	ALC-8 = 200 lumens, ALC-12 = 250 lumens, ALC-18 = 375 lumens, ALC-24 = 500 lumens, ALC-32 = 650 lumens	
Wattages	ALC-8 = 3 watts, ALC-12 = 4 watts, ALC-18 = 6 watts, ALC-24 = 8 watts, ALC-32 = 10.8 watts	
Maximum run	400 watts	
LED specs	35,000 hour rated life, 82 CRI, 3000K	
Dimmers	Dimmable with most standard incandescent dimmers	
Diffuser	Full length white acrylic lens	
Packaging	Retail box with hang tab, 6 boxes per case	



P/H

