

# COMMERCIAL GRADE LIGHT STRING

*Popular, versatile, commercial grade light string*

## LIGHT STRING COMMERCIAL GRADE

Use commercial grade light string with LED lamps to run full reel length and save up to 80% in energy costs over incandescent. Suitable for decorative lighting, patio lighting, tents, events, pavilions, sales lots and many overhead perimeter lighting applications.

## FEATURES

- Factory-molded sockets on 14-gauge wire is suitable for commercial applications (16-gauge for kits)
- Formulated PVC sockets form a tight weatherproof seal around the bulb
- Long life, low maintenance linear lighting (for use with LED retrofits and Long Life Lamps – see pages 46-47)
- Available in bulk reels in candelabra, intermediate and medium base sockets
- Use with LED lamps to run full reel length and save up to 98% in energy costs over incandescent

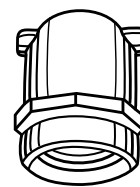


Candelabra Base




Max load/socket 10 watts

Intermediate Base




Max load/socket 10 watts

Medium Base



Max load/socket 25 watts

Suspended Medium Base



Max load/socket 25 watts



## KITS

<b>LS</b>	—		—	<b>24 - 48</b>	—	
48 foot, 24" spacing Medium base kits		<b>M*</b> = Medium base <b>MS</b> = Medium base suspended				<b>BK</b> = Black wire <b>GR</b> = Green wire <b>WH</b> = White wire
*NOTE: LS-M-24-48 is not available in White						

<b>LS</b>	—		—	<b>24 - 100</b>	—	
100 foot, 24" spacing Medium base kits		<b>M**</b> = Medium base <b>MS</b> = Medium base suspended				<b>BK</b> = Black wire <b>GR</b> = Green wire <b>WH</b> = White wire
**NOTE: LS-M-24-100 is not available in White						

## REELS

<b>LS</b>	—		—	
		<b>M-24**</b> = Medium base , 24" spacing <b>MS-24</b> = Medium base suspended, 24" spacing <b>I-15</b> = Intermediate base, 15" spacing <b>C-12</b> = Candelabra base, 12" spacing		<b>BK</b> = Black wire <b>GR</b> = Green wire <b>WH</b> = White wire
**NOTE: LS-M-24 is not available in White				

## ACCESSORIES See pages 46-47 for LED retrofits and Long Life Lamps.



### LS-M/MS-END

Black end cap for medium base light string (LS-M and LS-MS)



### X-END

White end cap for LS-C and LS-I

## TECHNICAL SPECIFICATIONS

Voltage	120V, 60Hz AC operation (LED retrofits have built-in drivers to convert AC power to DC for LEDs)
Construction	Pre-assembled sockets with set spacing on 14AWG, SPT-2 wire (for LMS and LS-MS); 16 AWG for LS-I and LS-C and kits
Mounting	Do not mount with sockets facing upward! When span distances greater than 19 feet, supplemental support cable is required
Bulk reel	330 feet
Wattage	Maximum wattage per socket is as follows: MS = 25 watts, M = 25 watts, I = 10 watts, C = 10 watts
Maximum run	1800 watts for bulk reels, 1200 watts for 100 foot kits (50 sockets x 25 watts), 600 watts for 48 foot kits (24 sockets x 25 watts)
Power cord	Bulk reels have 24" lead wire and no attached plug; kits have six foot fused power cord molded onto 24" lead



P/H

