

DULUX® EL Covered Electronic Compact Fluorescent Lamps



SYLVANIA offers DULUX EL self-ballasted medium and candelabra base compact fluorescent lamps in a variety of covered designs including: Classic, Globe, Décor and Reflector types. With excellent color rendition and a broad range of color temperature options, these CFLs provide a brilliant alternative to traditional incandescent and halogen light sources and are suitable for many different types of luminaires. They complement the DULUX EL Twist family of CFLs described in companion Product Information Bulletin CF048.

Key Features & Benefits

- Energy saving alternative to incandescent lamps saves up to 75% energy compared to similar lumen output incandescent
- Variety of shapes and wattages to satisfy most applications
- 6,000 – 25,000 hour average rated lamp life
- Flicker-free starting
- Dimmable 14W/R20 and 15W/BR30 lamps offer smooth dimming from 20% to 100% light output
- Medium and candelabra base for easy replacement of ordinary incandescent lamps
- Available in a variety of color temperatures
 - 2700K – warm white, similar to incandescent
 - 3000K – soft white, similar to halogen lamps
 - 3500K
 - 6500K
- 82 CRI

Product Offering

Lamp Type	Wattage
Classic	5W/A15, 9W/A15, 14W/A19
Globe	9W/G25, 14W/G30
Bullet	14W/B20
Décor	4W, 5W, 9W
Reflector	9W/R20, 14W/R20, 15W/BR30, 16W/BR30, 23W/BR40, 23W/PAR38
Dimmable	14W/R20, 15W/BR30
Dimmable Cold Cathode	5W/B10, 5W/A15

Application Information

Applications

- Ceiling fans
- Ceiling fixtures
- Chandeliers
- Decorative & vanity fixtures
- Difficult to service areas
- Recessed downlights
- Sconces
- Security lighting
- Table lamps
- Vanity bars

Application Notes

1. DULUX EL lamps cannot be installed on dimming circuits, unless the lamp is labelled as “Dimmable”
2. Outdoor application — use only in enclosed fixtures to avoid exposure to weather (except for PAR38)
3. Do not use in emergency exit fixtures or lights
4. Do not use on electronic timers, photocells, lighted switches or any other switches that do not meet UL20 Sec. 7.6.15
5. Meets CSA, FCC and UL requirements
6. Do not disassemble or modify DULUX EL lamps
7. Use only on 120V AC, 60Hz circuit
8. Install and remove lamp from fixture by grasping plastic base, not lamp glass
9. Best performance achieved when operated at 77°F/25°C



Specification Data

Catalog #	Type
Project	
Comments	
Prepared by	

Ordering Information

	Item Number	Ordering Abbreviation	Base	Bulb Type	Replaced Incandescent Wattage	Nominal Wattage	Initial Lumens	CCT	CRI	Average Rated Life (hrs.)	Pkg.
Classic A-line	28962	CF5EL/A15/DIM/827/BL ^{1,2}	Medium	A15	15	5	200	2700K	82	25,000	1/SKU, 5/CS
	28963	CF9EL/A15/827/BL	Medium	A15	40	9	450	2700K	82	8,000	2/SKU, 10/CS
	29791	CF9EL/A15/827/BL	Medium	A15	40	9	450	2700K	82	8,000	2/SKU, 10/CS
	29468	CF14EL/A19/830	Medium	A19	60	14	800	3000K	82	6,000	1/SKU, 6/CS
	29680	CF14EL/A19/827/RP	Medium	A19	60	14	800	2700K	82	8,000	1/SKU, 6/CS
Bullet	29196	CF14EL/B/830	Medium	B20	60	14	700	3000K	82	6,000	1/SKU, 6/CS
Globe	29474	CF9EL/G25/827/BL	Medium	G25	40	9	495	2700K	82	8,000	1/SKU, 4/CS
	29414	CF9EL/G25/827	Medium	G25	40	9	500	2700K	82	8,000	1/SKU, 6/CS
	29732	CF9EL/G25/830/BL	Medium	G25	40	9	500	3000K	82	8,000	3/SKU, 360/CS
	29195	CF14EL/G30/830	Medium	G30	60	14	700	3000K	82	6,000	1/SKU, 6/CS
	Décor	29121	CF4EL/B10/C/830/BL	Candelabra	B10	15	4	170	3000K	82	6,000
28964		CF5EL/B10/C/DIM/827/BL ^{1,2}	Candelabra	B10	15	5	200	2700K	80	25,000	1/SKU, 6/CS
28932		CF5EL/B10/DIM/827/BL ^{1,2}	Medium	B10	15	5	200	2700K	80	25,000	1/SKU, 6/CS
28941		CF9EL/B10/827/BL	Medium	B10	40	9	450	2700K	82	8,000	2/SKU, 10/CS
25986		CF9EL/B10/C/827/BL	Candelabra	B10	40	9	450	2700K	82	8,000	2/SKU, 10/CS
29600		CF9EL/B10/C/830	Candelabra	B10	40	9	450	3000K	82	8,000	1/SKU, 6/CS
Specialty		29789	CF14EL/A19/YELLOW/RP	Medium	A19	—	14	—	—	—	6,000
Reflector R20	29638	CF9EL/R20/827	Medium	R20	40	9	300	2700K	82	8,000	1/SKU, 6/CS
	29760	CF14EL/R20/827	Medium	R20	50	14	500	2700K	82	8,000	1/SKU, 6/CS
	29634	CF14EL/R20/830	Medium	R20	50	14	500	3000K	82	8,000	1/SKU, 6/CS
Reflector BR30	29496	CF15EL/BR30/DIM/827/RP ¹	Medium	BR30	65	15	700	2700K	82	6,000	1/SKU, 6/CS
	28954	CF15EL/BR30/DIM/827/BL ¹	Medium	BR30	65	15	700	2700K	82	8,000	1/SKU, 3/CS
	26937	CF16EL/BR30/LS/827/BL ³	Medium	BR30	65	16	650	2700K	82	8,000	1/SKU, 3/CS
	26934	CF16EL/BR30/865/RP	Medium	BR30	65	16	700	6500K	82	8,000	1/SKU, 6/CS
	29565	CF16EL/BR30/827/BL	Medium	BR30	65	16	750	2700K	82	8,000	1/SKU, 6/CS
	29440	CF16EL/BR30/827/BL	Medium	BR30	65	16	750	3000K	82	8,000	1/SKU, 3/CS
	29573	CF16EL/BR30/827/CVP	Medium	BR30	65	16	750	2700K	82	8,000	4/SKU, 4/CS
	29566	CF16EL/BR30/827/RP	Medium	BR30	65	16	750	2700K	82	8,000	1/SKU, 6/CS
	29590	CF16EL/BR30/830	Medium	BR30	65	16	750	3000K	82	8,000	1/SKU, 6/CS
	26931	CF16EL/BR30/835/RP	Medium	BR30	65	16	750	3500K	82	8,000	1/SKU, 6/CS
	Reflector PAR38	29731	CF23EL/PAR38/GL/830/DIS	Medium	PAR38	75	23	1,000	3000K	82	8,000
	26935	CF23EL/PAR38/865/RP	Medium	PAR38	75	23	1,100	6500K	82	8,000	1/SKU, 6/CS
	29635	CF23EL/PAR38/830	Medium	PAR38	75	23	1,200	3000K	82	8,000	1/SKU, 6/CS
	29359	CF23EL/PAR38/827	Medium	PAR38	75	23	1,250	2700K	82	8,000	1/SKU, 6/CS
Reflector BR40	26926	CF23EL/BR40/LS/827/BL ³	Medium	BR40	90	23	1,050	2700K	82	8,000	1/SKU, 3/CS
	29706	CF23EL/BR40/827/BL	Medium	BR40	90	23	1,250	2700K	82	8,000	1/SKU, 3/CS
	29452	CF23EL/BR40/827/RP	Medium	BR40	90	23	1250	2700K	82	8,000	1/SKU, 6/CS
	29455	CF23EL/BR40/830	Medium	BR40	90	23	1250	3000K	82	8,000	1/SKU, 6/CS

Notes:

- May be used with standard electronic incandescent wall dimmers.
- Cold Cathode technology.
Operating temperature range of all DULUX EL lamps is 0° to 100°F. Operating temperature range of Bullet lamp is 0° to 122°F.
- Living Spaces™ 2700K model

Ordering Guide

CF	14	EL	/	A19	/	830	/	BL
Compact Fluorescent	Wattage: 14 watts	Electronic Ballast		Bulb Type: A, BR, B, G, R, PAR number indicates diameter of bulb in 1/8"		8 = 82 CRI 27 = 2700K CCT 30 = 3000K CCT 35 = 3500K CCT 65 = 6500K CCT		Blister pack

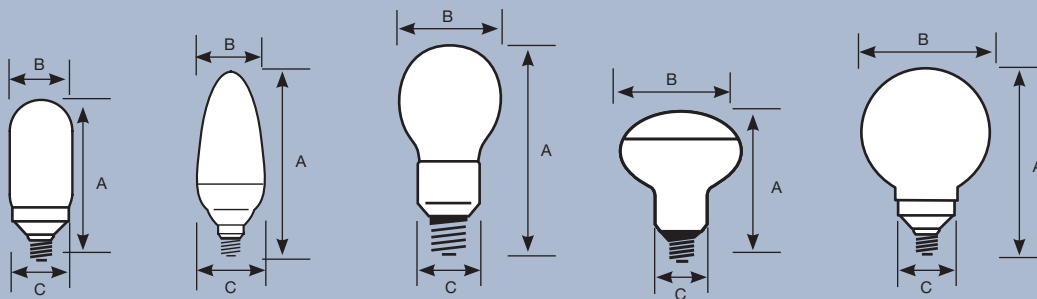
Lamp Comparison

DULUX® EL	Compact Fluorescent		Incandescent	Similar Incandescent		Watts Saved	Energy Savings ¹	CFL Life vs. Incandescent
	Lumens	Life		Lumens	Life			
CF5EL/A15	200	25,000	25A/W	210	1,500	20	\$55	16 x
CF9EL/A15	450	8,000	40A/W	370	1,500	31	\$27	5 x
CF14EL/A19	800	6,000	60A/W	850	1,000	46	\$30	6 x
CF14EL/A19	800	8,000	60A/W	850	1,000	46	\$40	8 x
CF14EL/B/830/MED	700	6,000	60A/W	850	1,000	45	\$30	6 x
CF9EL/G25	495	8,000	40G25	370	1,500	31	\$27	4 x
CF14EL/G30	700	6,000	60G25/W	680	1,500	45	\$30	4 x
CF5EL/B10	200	25,000	25A/W	210	1,500	20	\$55	16 x
CF4EL/B10C	160	6,000	15B10	125	1,500	11	\$7	4 x
CF7EL/B10	280	6,000	25F/CL	210	1,500	18	\$11	4 x
CF9EL/B10/C	450	8,000	40A/W	370	1,500	31	\$27	5 x
CF14EL/A19/YELLOW	475	6,000	60A/Y/RP	550	1,000	46	\$30	6 x
CF9EL/R20	495	8,000	40R20	370	1,500	31	\$27	5 x
CF14EL/R20	495	8,000	50R20/FL	330	2,000	36	\$31	4 x
CF15EL/BR30 DIM	600	6,000	65BR30/FL	620	2,000	50	\$33	3 x
CF16EL/BR30	750	8,000	65BR30/FL	620	2,000	49	\$43	4 x
CF23EL/BR40	1,250	8,000	90BR40/FL	1,300	750	67	\$58	10 x
CF23EL/PAR38	1,200	8,000	75PAR/W	900	750	52	\$45	10 x
CF23EL/PAR38/GL	1,000	8,000	75PAR/W	900	750	52	\$45	10 x

1. Savings achieved over the average rated life of the DULUX EL lamp compared to an incandescent bulb. Based on 11¢ kWh.

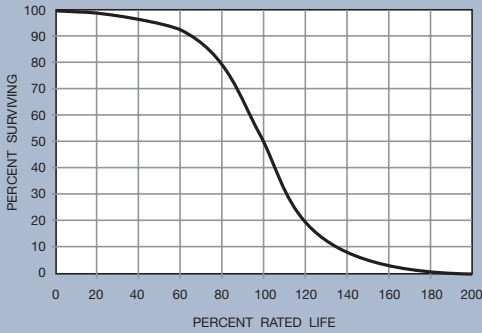
Lamp Dimensions

	(A) MOL (in.)	(B) Diameter (in.)	(C) Base Width (in.)
CF5EL/A15	3.97	1.98	1.37
CF9EL/A15	4.00	2.20	1.70
CF14EL/A19	4.75	2.40	2.10
CF14EL/B	5.50	2.40	2.40
CF9EL/G25	4.25	3.13	2.61
CF14EL/G30	5.40	3.40	2.00
CF5EL/B10	4.6	1.44	1.44
CF4EL/B10C	4.25	1.40	1.58
CF7EL/B10	5.00	2.88	1.63
CF9EL/B10C	4.25	1.70	1.70
CF9EL/R20	3.94	1.68	1.69
CF14EL/R20/DIM	5.00	2.50	2.00
CF14EL/R20	4.50	3.25	1.90
CF15EL/BR30/DIM	5.63	3.72	2.36
CF16EL/BR30	5.70	3.75	2.00
CF23EL/BR40	6.50	4.69	2.16
CF23EL/PAR38	6.25	4.75	2.13
CF23EL/PAR38/GL	5.40	4.82	1.77

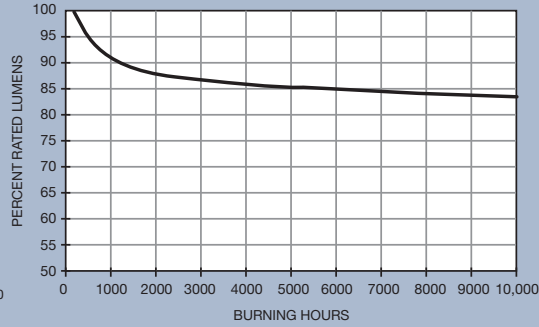


Technical Information

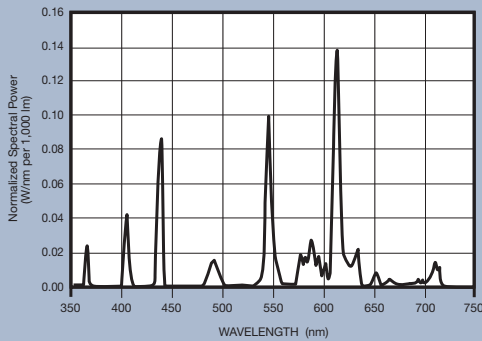
Typical Fluorescent Lamp Mortality*



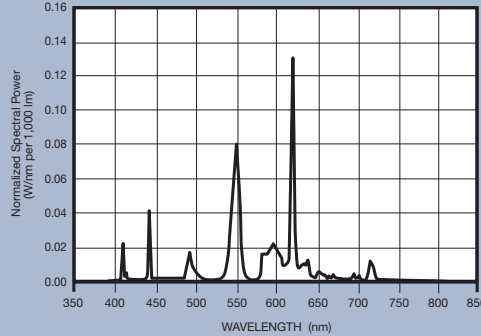
Lumen Maintenance Curve*



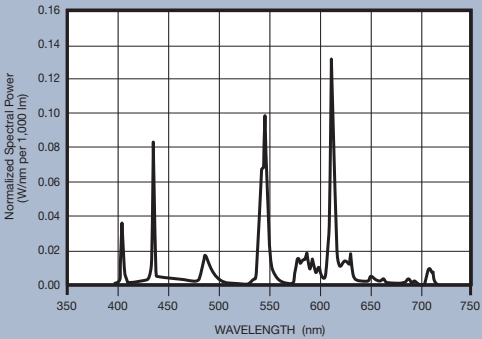
DULUX EL 2700K



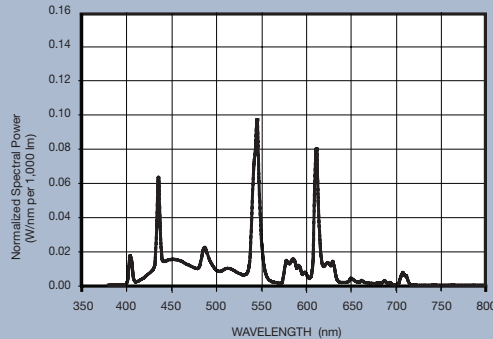
DULUX EL 3000K



DULUX EL 3500K



DULUX EL 6500K



* Not a specification or standard. Actual results may vary.

Sample Specification

Lamp shall be a DULUX® EL 16 Watt BR30 reflector compact fluorescent lamp. Lamp shall have a correlated color temperature of (2700K, 3000K, 3500K or 6500K) and a CRI of 82. Average rated lamp life shall be 8,000 hours.

Lamp shall be a DULUX EL 23W PAR38 reflector compact fluorescent lamp. Lamp shall have a correlated color temperature of (2700K, 3000K or 6500K) and a CRI of 82. Average rated lamp life shall be 8,000 hours.

Lamp shall be a DULUX EL 14 Watt A-LINE electronic, compact fluorescent lamp. Lamp shall have a correlated color temperature of 2700K or 3000K and a CRI of 82. Average rated lamp life shall be 6,000 or 8,000 hours.

Lamp shall be a DULUX EL Globe (9 or 14 Watt) electronic, compact fluorescent lamp. Lamp shall have a correlated color temperature of (2700K or 3000K) and a CRI of 82. Average rated lamp life shall be 6,000 or 8,000 hours.

Lamp shall be a DULUX EL Décor (Flame shaped) in 4, 5 or 9W electronic, compact fluorescent lamp. Lamp shall have a correlated color temperature of 2700K or 3000K and a CRI of 82. Average rated lamp life shall be 6,000 or 8,000 hours.

Lamp shall be a DULUX EL 14W Bullet, compact fluorescent lamp.

Lamp shall have a correlated color temperature of 3000K and a CRI of 82. Average rated lamp life shall be 6,000 hours.

Lamp shall be a DULUX EL 15 Watt BR30 dimmable reflector compact fluorescent lamp. Lamp shall have a correlated color temperature of 2700K and a CRI of 82. Average rated lamp life shall be 6,000 or 8,000 hours.

Lamp shall be a DULUX EL 5 Watt B10 dimmable cold cathode compact fluorescent lamp. Lamp shall have a correlated color temperature of 2700 and a CRI of 82. Average rated lamp life shall be 25,000 hours.

Lamp shall be a DULUX EL 9 or 14 Watt R20 reflector compact fluorescent lamp. Lamp shall have a correlated color temperature of 2700K or 3000K and a CRI of 82. Average rated lamp life shall be 8,000 hours.

Lamp shall be a DULUX EL 14 Watt R20 dimmable reflector compact fluorescent lamp. Lamp shall have a correlated color temperature of 2700K and a CRI of 82. Average rated lamp life shall be 8,000 hours.

Lamp shall be a DULUX EL 23 Watt BR40 dimmable reflector compact fluorescent lamp. Lamp shall have a correlated color temperature of 2700K and a CRI of 82. Average rated lamp life shall be 8,000 hours.

Lamp shall be a DULUX EL 5 Watt A15 dimmable cold cathode compact fluorescent lamp. Lamp shall have a correlated color temperature of 3000K and a CRI of 82. Average rated lamp life shall be 25,000 hours.

SYLVANIA is a registered trademark of OSRAM SYLVANIA Inc.
SEE THE WORLD IN A NEW LIGHT is a registered trademark of OSRAM SYLVANIA Inc.
DULUX is a registered trademark of OSRAM AG.
Specifications subject to change without notice.

United States

OSRAM SYLVANIA

100 Endicott Street
Danvers, MA 01923
1-800-LIGHTBULB

Trade

Phone: 800-255-5042
Fax: 800-255-5043

National Accounts

Phone: 800-562-4671
Fax: 800-562-4674

OEM/Special Markets

Phone: 800-762-7191
Fax: 800-762-7192

Retail

Phone: 800-842-7010
Fax: 800-842-7011

SYLVANIA Lighting Services

Phone: 800-323-0572
Fax: 800-537-0784

Display/Optic

Phone: 888-677-2627
Fax: 855-543-1043

Canada

OSRAM SYLVANIA LTD.

2001 Drew Road
Mississauga, ON L5S 1S4
1-800-LIGHTBULB

Trade

Phone: 800-263-2852
Fax: 800-667-6772

OEM/Special Markets/Display/Optic

Phone: 800-265-2852
Fax: 800-667-6772

Retail

Phone: 800-720-2852
Fax: 800-667-6772

SYLVANIA Lighting Services

Phone: 800-663-4268
Fax: 866-239-1278

Mexico

OSRAM MEXICO

Tultitlan/Edo de Mexico
Phone: 011-52-55-58-99-18-50

ENCELIUM Technologies

United States

Phone: 201-928-2400
Fax: 201-928-4028

Canada

Phone: 905-731-7678
Fax: 905-731-1401

www.sylvania.com

/sylvania

/sylvania